

PRESTO[®] mypod[™] refillable coffee holder (model 09401)

Replaces the Black & Decker* model HCC100 and
Mr. Coffee* model SSP10 Home Cafe* pod holder.

INSTRUCTIONS

Before using the Presto[®] MyPod[™] refillable coffee holder with your Home Cafe* pod coffee maker, be sure the coffee maker is in good working condition.

Before First Use

Before first use, wash the coffee scoop, refillable coffee holder, and compacting cover in warm, soapy water. Rinse thoroughly.

Brewing Coffee

1. Place a Presto[®] MyPod[™] coffee filter in the refillable coffee holder.
2. Using the coffee scoop (Fig. A), pour 1 to 1½ scoops of ground coffee on the filter in the refillable coffee holder. Use 1 scoop for normal strength coffee and 1½ scoops for stronger coffee. Do not use more than 1½ scoops of coffee. Using a damp paper towel, brush off any coffee grounds on the rim of the holder and around the air vent before placing the holder in the coffee maker.

Important: The air vent must be clear before operating the coffee maker. Always look through the air vent on the refillable coffee holder before each use to make certain it is clear (Fig. A). If the air vent on the coffee holder is clogged, clean it with a soft brush or a fine wire.

For best results, use coffee ground for drip coffee makers. This is the same grind used in the commercial pods.

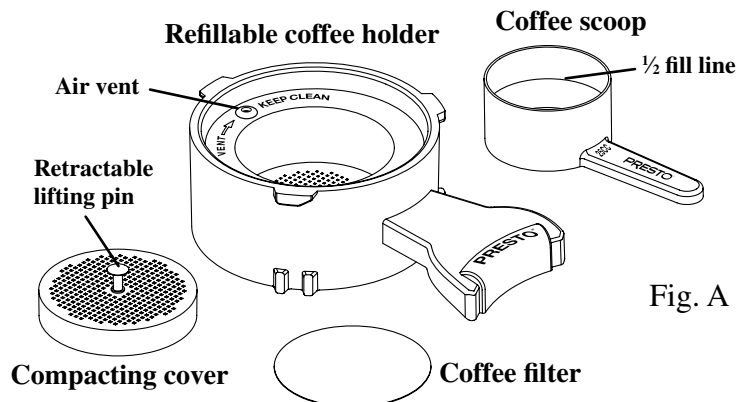
Do not use finely ground coffee with this holder.

3. Position the compacting cover over the coffee grounds so the flat side is facing up (Fig. B) and push it down firmly and completely to compact the coffee grounds. Depress retractable lifting pin before use.
4. Remove the pod holder that came with your Home Cafe* pod coffee maker. Replace it with the Presto[®] MyPod[™] refillable coffee holder (Fig. C) and follow the manufacturer's instructions for brewing coffee.

It is normal for the brewed coffee to contain a small amount of sediment. To minimize the sediment, clean off any coffee grounds on the rim of the holder before each use.

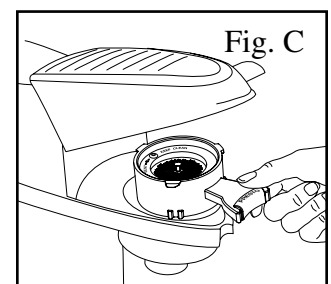
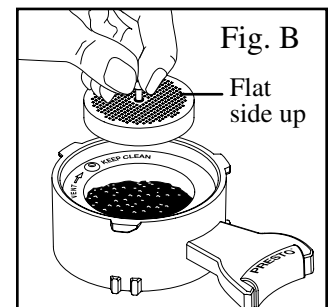
Removing and Cleaning Holder

1. Your Home Cafe* coffee maker operates under high pressure. After coffee is done brewing, before opening unit, wait approximately one minute to allow pressure to reduce and excess water to drain through unit. It is normal for a small amount of dripping to occur once the brewing cycle is complete.
2. Slowly open lid on your coffee maker and using the handle, carefully remove the coffee holder from the coffee maker. **Use caution when removing coffee holder from coffee maker as there may still be some hot water/coffee in holder that may drip.** Let



*Home Cafe is a trademark of the Proctor and Gamble Company. Black & Decker is a trademark of the Black and Decker Corporation. Mr. Coffee is a trademark of Sunbeam Products, Inc. National Presto is not affiliated with these companies.

©2005 by NPI, Inc.



coffee holder cool down or run coffee holder under cold water and then lift off compacting cover using the retractable lifting pin (Fig. A). Discard coffee grounds.

3. Rinse the coffee scoop, refillable coffee holder, and compacting cover in hot water. Occasionally wash parts in warm, soapy water and rinse. If using a dishwasher, place all parts in the utility or utensil basket. If the air vent on the coffee holder (Fig. A) is clogged, clean it with a soft brush or a fine wire.

Consumer Service Information

In the event you encounter a problem with the coffee maker, replace the refillable coffee holder with the pod holder that came with your coffee maker and follow the manufacturer's instructions. If the problem persists, it is not due to the Presto® MyPod™ refillable coffee holder. Contact the coffee maker manufacturer.

If you have any questions regarding the operation of your Presto® appliance or need parts for your appliance, **call our Consumer Service Department** weekdays 8:00 AM to 4:30 PM (Central Time) at **1-800-877-0441** or write:

NATIONAL PRESTO INDUSTRIES, INC.
Consumer Service Dept., 3925 N. Hastings Way, Eau Claire, WI 54703-3703

You may also contact us at our website **www.GoPresto.com**. Inquiries will be answered promptly by telephone, letter, or email. When writing, please include a phone number and a time when you can be reached during weekdays if possible.

Any maintenance required for this product, other than normal household care and cleaning, should be performed by our Factory Service Department. Be sure to indicate date of purchase and a description of defect when sending an appliance for repair.
Send to:

CANTON SALES AND STORAGE COMPANY
Presto Factory Service Dept., 555 Matthews Dr., Canton, MS 39046-0529

PRESTO® Limited Warranty

This quality PRESTO® appliance is designed and built to provide many years of satisfactory performance under normal household use. Presto pledges to the original owner that should there be any defects in material or workmanship during the first year after purchase, we will repair or replace it at our option. Our pledge does not apply to damage caused by shipping or any failure or defect of an appliance not made by Presto. To obtain service under the warranty, return this PRESTO® appliance, shipping prepaid, to the Presto Factory Service Department. When returning a product, please include a description of the defect and indicate the date the appliance was purchased.

We want you to obtain maximum enjoyment from using this PRESTO® appliance and ask that you read and follow the instructions enclosed. Failure to follow instructions, damage caused by improper replacement parts, abuse or misuse will void this pledge. This warranty gives you specific legal rights, and you may also have other rights which vary from state to state. This is Presto's personal pledge to you and is being made in place of all other express warranties.

NATIONAL PRESTO INDUSTRIES, INC.
Eau Claire, WI 54703-3703

Form 72-664A

Replacement Coffee Filters

for your Presto® MyPod™ refillable coffee holder

To order additional coffee filters, please send \$1.50 for each package of 100 coffee filters plus shipping and handling. Use one of these three methods for easy ordering:

- Order via the internet* at www.GoPresto.com/products/parts.php and search for stock number 09993.
- Call 715-839-2209* weekdays between 8:00 a.m. and 4:30 p.m. Central Time.
- Use the order form on the bottom of this page.

Make checks payable to National Presto Industries, Inc.

Please allow 4 to 6 weeks for delivery. Prices are subject to change without notice.

*Payment options on telephone and internet orders limited to charge cards only. This offer good in the USA only.

Clip and mail this form

Replacement Coffee Filters for Presto® MyPod™ refillable coffee holder

Mail to: MyPod™ Coffee Maker Filters
P.O. Box 1212
Eau Claire, WI 54702

Please send me the following:

QTY.	ITEM	COST
_____	Package(s) of 100 Coffee Filters (Part No. 09993) for the Presto® MyPod™ refillable coffee holder @ \$1.50 each	\$ _____
	Postage and handling	\$ _____
	Add sales tax for: NY 8.625%, TX 8.25%, WA 8.5%, WI 5%	\$ _____
	TOTAL COST	\$ _____

Enclosed is my check or money order for \$ _____ **3.00**

I authorize you to charge my charge card account.

(Check card type and indicate account number and expiration date.)

MasterCard VISA Discover American Express

Acct. No. _____ Expires _____

Please provide your daytime phone number in case we need to contact you about your order:

() _____ - _____

Please Print Clearly



Name _____

Address _____

City _____ State _____ Zip _____